




SECURING YOUR VISIONS

## ATLAS ANCHOR

THE ORIGINAL

Tel 86 21 6362 0321  
[info@sec-shanghai.cn](mailto:info@sec-shanghai.cn)

SEC Ship's Equipment Centre Bremen (Shanghai) Co. Ltd.  
Room 807 No. 1218 Yong Sheng Road  
Jiading District Shanghai, China 201821



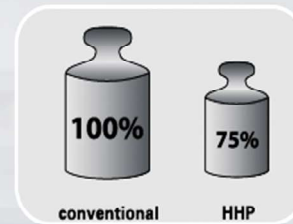
[www.sec-shanghai.cn](http://www.sec-shanghai.cn)



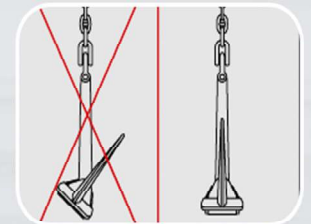
# ATLAS ANCHOR

BETTER

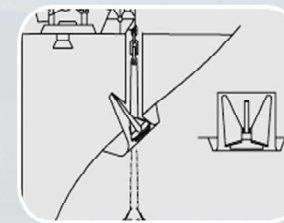
## Advantages



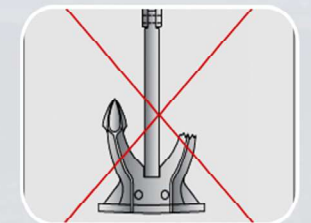
Less weight (25%)



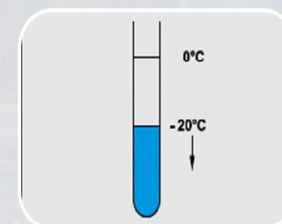
Fully-balanced



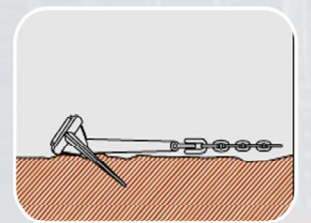
Smooth stowage  
into recess-type  
anchor pockets



Made of welded  
steel plate materials



For extreme low  
ambient temperatures



Large crown plates



# ATLAS ANCHOR

STRONGER

## Work Content

- ATLAS anchor is welded with high strength steel plates.
- According to the shape of the anchor body, it is divided into "N" type and "TW" type. The N type anchor flukes are hollow and convex, which greatly enhances the bending resistance of anchor. The TW type anchor flukes are large and flat.

## Classification society approval coverage

